



ASSIST

AUSTRALIAN SCHOOL SCIENCE
INFORMATION SUPPORT FOR
TEACHERS AND TECHNICIANS

Published on ASSIST (<https://assist.asta.edu.au>)

[Home](#) > [SOP: Performing a lung dissection](#)

SOP: Performing a lung dissection

Posted by [sat](#) on Thu, 2016-09-08 17:06




Standard Operating Procedure (SOP) and detailed method including photographs for how to perform a lung dissection. The accompanying example risk assessment should be used as a guide only, and users should consider risks and safety measures in their local environment before proceeding.

The external link below to the STEM Learning website is a very good instructional video for teachers/demonstrators.

Tags:

[Lung dissection](#)
[dissection](#)

File:

-  [SOP Performing a lung dissection-Sept 2016](#)
-  [Example risk assesment for performing a lung dissection](#)
-  [Customisable risk assesment for performing a lung dissection](#)

External Link:

[STEM Learning Pluck Dissection](#)

Source Category:

[NA](#)

[Performing a lung dissection](#)



Average: 4 (1 vote)

Publication Date:

September, 2016

Lung dissection

Source URL: <https://assist.asta.edu.au/resource/4071/sop-performing-lung-dissection>